



## Strategic Partnership Survey

The survey was administered to Snow College students to better frame the future of Snow College, particular to strategic partnership program development. Students were asked questions regarding their major, their intent to transfer, and the likelihood of staying at Snow College if a 3+1 program were offered.

This survey was administered using an anonymous link posted to the Snow College Canvas learning system. All students with a Canvas course received the link via an announcement posted to their Canvas home page. The survey collected 380 responses over a two week time frame. Excluding high school students, the sample size is associated with a 95% confidence interval (5% margin of error), which adequately represents the Snow College tuition-paying undergraduate population.

---

**What is your major area of interest or study at Snow College? You may or may not have declared this as your major at this point. Results are sorted from highest to lowest percentages.**

Field	Percentage
Business Management	12%
Engineering	9%
Art	7%
Nursing (RN)	6%
Education	6%
Computer Science	5%
Music	5%
Psychology	3%

Communications	3%
Agribusiness	3%
Pre-Medical	3%
English	3%
Pre-Veterinary	2%
Biology	2%
Early Childhood Education	2%
Computer Information Systems	2%
History	2%
Pre-Nursing	1%
Dance	1%
Chemistry	1%
Theatre	1%
Physical Therapy/Athletic Training	1%
Family and Consumer Science	1%
Cosmetology/Barbering	1%
Construction Technology	1%
Spanish Language	1%
Sociology	1%
Social Work	1%
Pre-Dental	1%
Nutrition and Food Science	1%
Natural Resources	1%
Outdoor Leadership	1%
Geology	1%
Foreign Language	1%
Family Life	1%
Economics	1%
Child Development	1%
Wildlife Management	0%

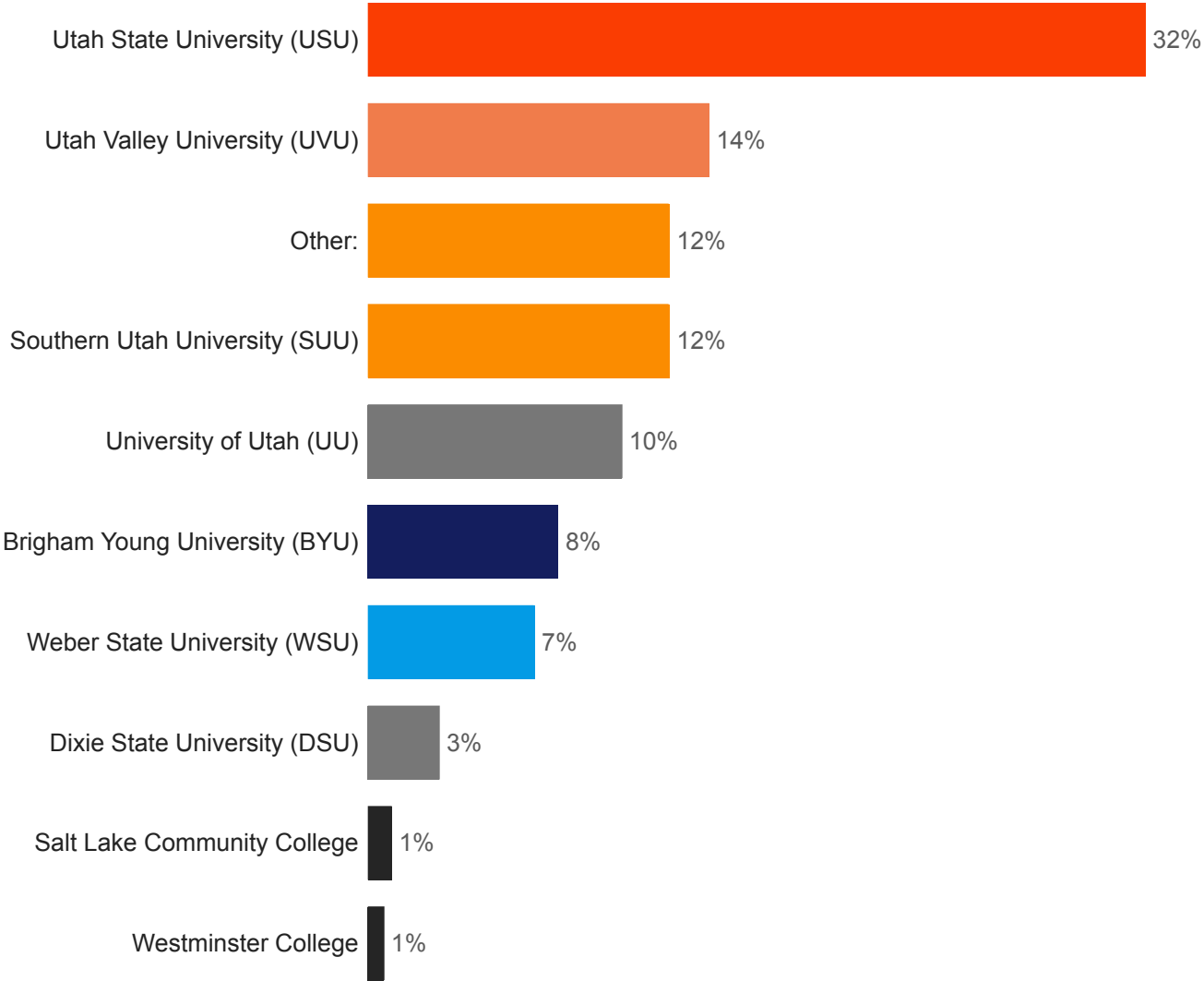
Welding Technology	0%
Physics	0%
Physical Education	0%
Philosophy	0%
Mathematics	0%
Licensed Practical Nurse (LPN)	0%
Child Care Management	0%
Business Technology	0%
Botany	0%
Teaching English as Second Language	0%
Italian Language	0%
French Language	0%
Pre-Pharmacy	0%
Nail Technology	0%
Machine Tool Technology	0%
Industrial Mechanics	0%
Industrial Manufacturing	0%
Geography	0%
Diesel Mechanics	0%
Certified Nurse Assistant (CNA)	0%
Automotive Technology	0%

The majority of survey respondents indicated they plan to transfer to another college or institution after Snow College. Of the transfer institutions, Utah State University had the highest preference followed by Utah Valley University. The category of other institutions represented: Brigham Young University-Idaho (on campus or online), Texas A&M, Florida International University, Arizona State University, Brigham Young University-Hawaii or another out-of-state school. Some students indicated their intent to transfer but with an undecided transfer location.

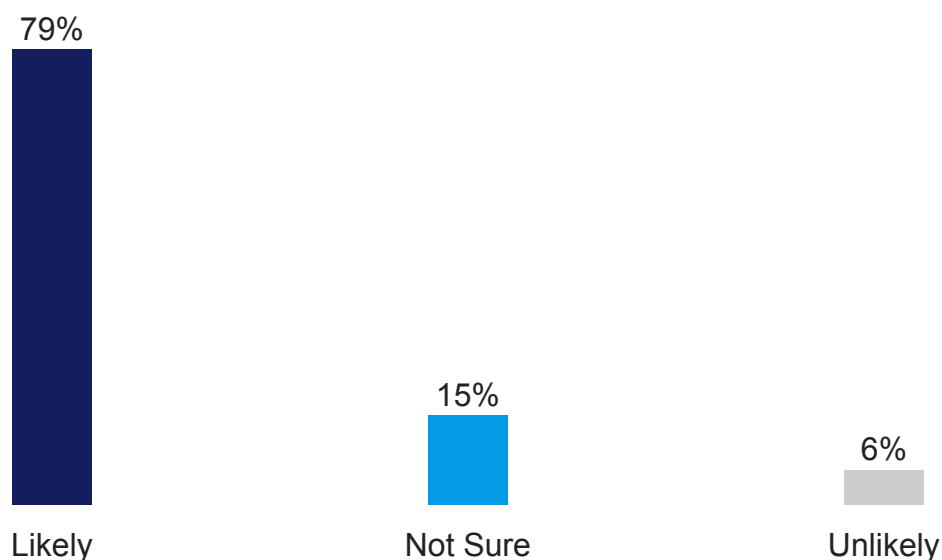
### Do you plan to transfer to another institution after Snow College?



● Yes [91%, 308] ● No [9%, 32]

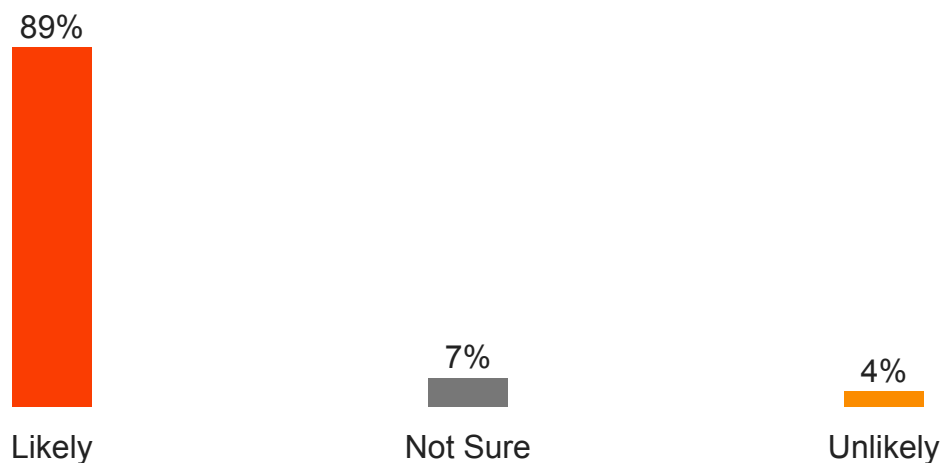


**Snow College is working with other institutions in the state of Utah to develop academic programs that will allow students to stay at Snow College for three years before transferring to another institution for one year and graduating with a bachelor's degree. If Snow College offered [this was filled with the student's selected major] as a 3+1 program, how likely would you stay and complete the first 3 years at Snow College?**



It appears that the majority of students would stay at Snow College if a 3+1 program was offered in their intended major. In addition, these students would stay if they paid Snow College tuition for the 3rd year of their program.

**How likely would you stay at Snow College (on the 3+1 plan) if you could pay Snow College tuition for the 3rd year of your major?**



Major Selected	Transfer Preference	Major Selected	Transfer Preference
<b>Business Management</b>	<b>100%</b>	<b>Engineering</b>	<b>100%</b>
Utah State University (USU)	49%	Utah State University (USU)	46%
Southern Utah University (SUU)	20%	University of Utah (UU)	29%
Brigham Young University (BYU)	12%	Other:	11%
University of Utah (UU)	7%	Utah Valley University (UVU)	7%
Other:	5%	Dixie State University (DSU)	4%
Weber State University (WSU)	5%	Southern Utah University (SUU)	4%
Dixie State University (DSU)	2%	<b>Grand Total</b>	<b>100%</b>
<b>Grand Total</b>	<b>100%</b>		

Major Selected	Transfer Preference	Major Selected	Transfer Preference
<b>Art</b>	<b>100%</b>	<b>Nursing (RN)</b>	<b>100%</b>
Other:	45%	Weber State University (WSU)	26%
Utah Valley University (UVU)	18%	Utah State University (USU)	16%
Utah State University (USU)	14%	Other:	16%
University of Utah (UU)	9%	Southern Utah University (SUU)	16%
Southern Utah University (SUU)	5%	Utah Valley University (UVU)	11%
Weber State University (WSU)	5%	Brigham Young University (BYU)	5%
Brigham Young University (BYU)	5%	University of Utah (UU)	5%
<b>Grand Total</b>	<b>100%</b>	Dixie State University (DSU)	5%
		<b>Grand Total</b>	<b>100%</b>

Major Selected	Transfer Preference	Major Selected	Transfer Preference
<b>Education</b>	<b>100%</b>	<b>Computer Science</b>	<b>100%</b>
Utah State University (USU)	33%	Utah State University (USU)	30%
Brigham Young University (BYU)	14%	Other:	30%
Utah Valley University (UVU)	14%	Weber State University (WSU)	10%
Southern Utah University (SUU)	14%	Utah Valley University (UVU)	10%
Other:	10%	Salt Lake Community College	10%
University of Utah (UU)	10%	University of Utah (UU)	10%
Weber State University (WSU)	5%	<b>Grand Total</b>	<b>100%</b>
<b>Grand Total</b>	<b>100%</b>		

Major Selected	Transfer Preference	Major Selected	Transfer Preference
<b>Music</b>	<b>100%</b>	<b>Psychology</b>	<b>100%</b>
Other:	43%	Utah Valley University (UVU)	25%
Utah Valley University (UVU)	29%	Utah State University (USU)	25%
Brigham Young University (BYU)	14%	Southern Utah University (SUU)	17%
Southern Utah University (SUU)	14%	Other:	17%
<b>Grand Total</b>	<b>100%</b>	Weber State University (WSU)	8%
		University of Utah (UU)	8%
		<b>Grand Total</b>	<b>100%</b>